



 **STERLING**

S450

**STUDIO HEADPHONES
OWNER'S MANUAL**

S450 SPECIFICATIONS:

Headphone Type: Closed-back dynamic

Frequency Range: 15Hz to 28KHz

Sensitivity: . . . 103dB

Driver Diameter: 45mm

Driver Magnet: Neodymium magnet

Drive Voice Coil: CCAW (Copper Clad Aluminum Wire)

Impedance (@ 1Khz): 34 Ω Ohms

Maximum Input Power: 100mW

Audio Cable Length: 2.4 Meters

PRECAUTIONS

Please read carefully before proceeding

DANGER: Be sure to always observe the basic precautions listed below to prevent serious injury or death from electrical shock, short-circuiting, damage, fire or other hazards. These precautions include, but are not limited to, the following:

HANDLING CAUTION: Do not listen with the headphones while driving or cycling. Also avoid using them where hearing must not be impaired, like at a railroad crossing and a site of construction. Reduced ability to hear surrounding sound increases the risk of an accident.

WARNING: Always follow the basic precautions listed below to avoid the possibility of serious injury or even death from electrical shock, short-circuiting, damages, fire or other hazards. These precautions include, but are not limited to, the following:

Do Not Open: This device contains no user-serviceable parts. Do not open the device or attempt to disassemble the internal parts or modify them in any way. If it should appear to be malfunctioning, discontinue use immediately and have it inspected by qualified Yamaha service personnel.

Water Warning: Do not expose the device to rain, use it near water or in damp or wet conditions. If any liquid such as water seeps into the device, have the device inspected by qualified Yamaha service personnel.

Hearing Loss: Do not use headphones for a long period of time at a high or uncomfortable volume level, since this can cause permanent hearing loss. If you experience any hearing loss or ringing in the ears, consult a physician. Before connecting the headphones to a device or turning the power of all devices on or off, make sure that all volume levels are set to the minimum. Failing to do so may result in hearing loss or equipment damage.

Fire Warning: Do not place any burning items or open flames near the device, since they may cause a fire.

CAUTION: Always follow the basic precautions listed below to avoid the possibility of physical injury to you or others, or damage to the device or other property. Sterling Audio will not be held responsible for damage caused by improper use or modification of the device. These precautions include, but are not limited to, the following:

HANDLING CAUTION:

- Do not use the device in a location where it may come into contact with corrosive gases or salt air. Doing so may result in malfunction.
- Do not rest your weight on the device or place heavy objects on it. Avoid applying excessive force to the connectors to prevent injuries.
- Avoid pulling the connected cables to prevent injuries or damage to the device.
- When removing the plug from the connected device, be sure to pull out by the plug following the cable connection and disconnect instructions. Bending or pulling the cable forcefully may cause damage to it.

Storing: Store the product out of reach of children to avoid them swallowing small parts. If a child swallowed them, consult a physician immediately.

Notice: To avoid the possibility of malfunction/damage to the product, damage to data, or damage to other property, follow the notices below.

HANDLING AND MAINTENANCE

- Handle the headphone arms gently when you rotate or fold in the earcups.
- Refer also to the manuals supplied with the devices to be connected.
- Do not use headphones that are malfunctioning.
- Do not expose the device to excessive dust or vibration, or extreme cold or heat (such as in direct sunlight, near a heater, or in a car during the day), in order to prevent the possibility of disfiguration, unstable operation, or damage to the internal components.
- Do not place vinyl, plastic or rubber objects on the device, this might cause discoloration.
- When cleaning the device, use a dry and soft cloth. Do not use paint thinners, solvents, cleaning fluids, or chemical impregnated wiping cloths.
- For information on replaceable parts, such as earpads and audio cables, please contact your local Sterling Audio products dealer for more information.

ACCESSORIES

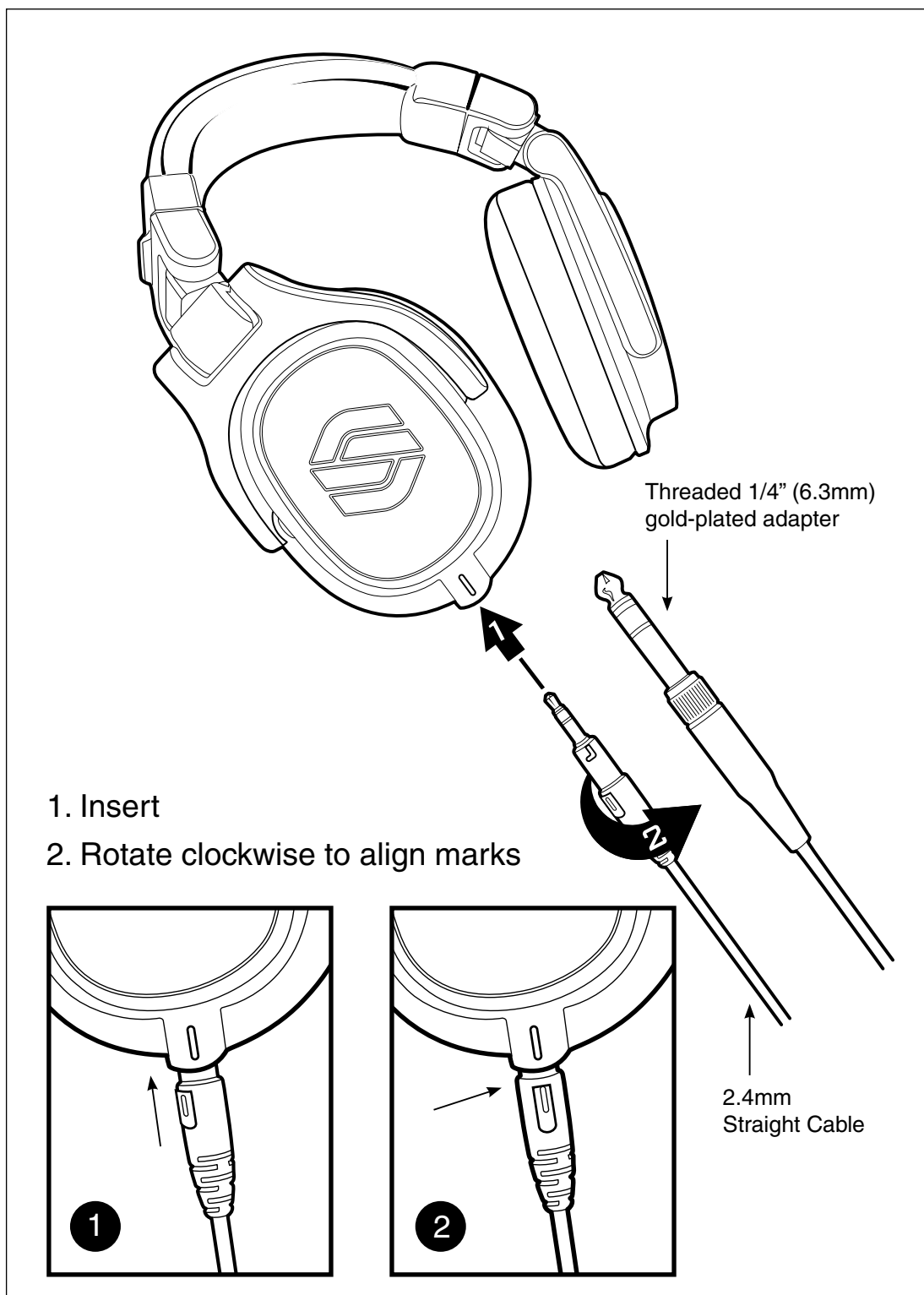
- 2.4mm straight cable
- Threaded 1/4" (6.3mm) gold-plated adapter
- Carry pouch
- Owner's Manual (this booklet)

INFORMATION

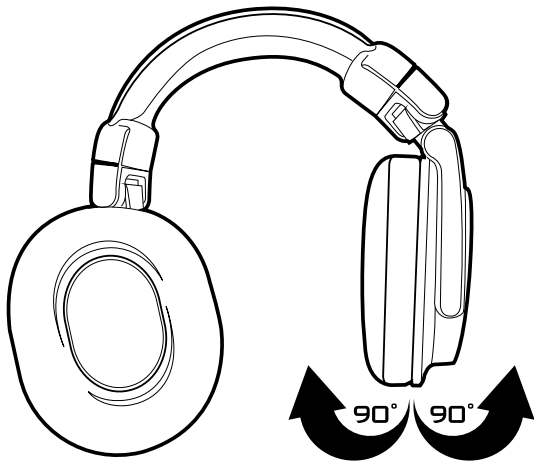
Illustrations in this manual are for instructional purposes only. The company and product names in this manual are the trademarks or registered trademarks of their respective companies.

The contents of this manual apply to the latest specifications as of the publication date. To obtain the latest manual, download it from the SterlingAudio.net website.

LOCKING CABLE

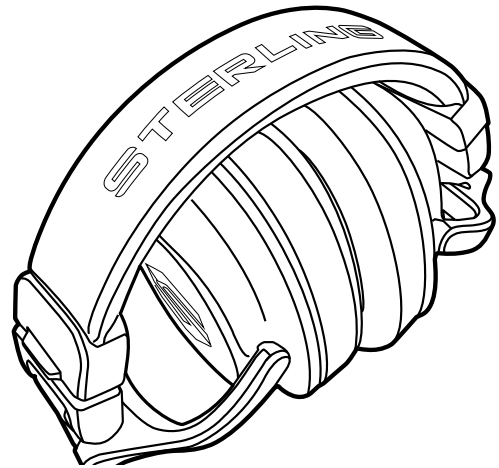


180° ROTATABLE EARCUP



Rotatable earcup for comfortable single-ear monitoring as shown in the illustration. Rotating earcup stops in place.

FOLDING MECHANISM

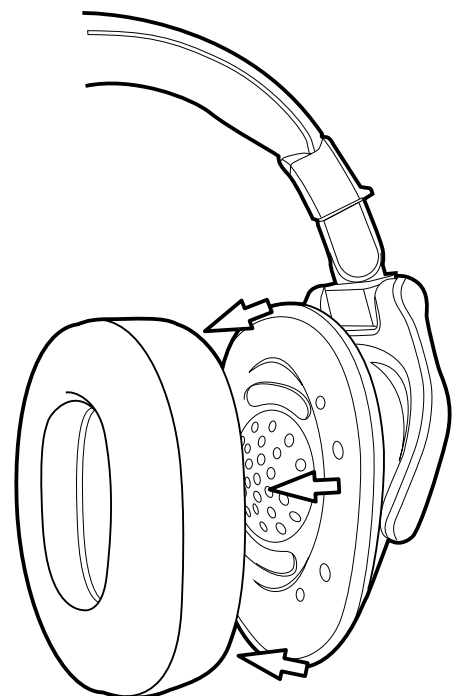


You can tuck in earcups for storage or carrying. Put left and right earpad together, and then gently tuck in the earcups toward the headband.

EAR CUSHION REMOVAL/REPLACEMENT

In the event that your headphones require new ear cushions from damage, abuse, or from passionately playing with them too hard, you can replace the ear cushions with new ear cushions from your local authorized Sterling Audio dealer.

When installing new ear cushions, you will need to press in the four (4) posts until you hear or feel a “snap” or “lock” action during installation.



**MISSING
OR
DAMAGED
PARTS?**

HAVE QUESTIONS?

**CALL
888-621-2154
TOLL FREE**

**— HAVE —
ASSEMBLY
QUESTIONS?**

OR VISIT OUR WEBSITE AT: STERLINGAUDIO.NET

Sterling Audio
P.O. Box 5111
Thousand Oaks, CA 91359-5111